



PurMop® PREPARE

Presaturation System for
Cleanroom Cleaning

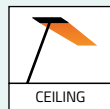
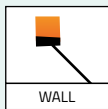
Stainless Steel

ISO	3	4	5	6	7	8
GMP			A/B		C	D

The PREPARE stainless steel system is an ultra-compact and mobile cleaning system for the presaturation of mops and has a 2-bucket concept. By pouring the cleaning / disinfectant fluid over the mops before usage, these can be easily and safely presaturated (before use in the cleanroom). One bucket serves as pickup of the fresh mops, the other is used for discarding the used mops. Thanks to its compact dimensions and its high-quality stainless steel design, the presaturation system is easy to clean and autoclavable.

- Durable full stainless steel construction, polished surfaces
- GMP compliant design
- 2-bucket system, 8.5 liters each
- Stainless steel sieve for fluid dosage
- Mop carrier for easy pickup of the mops
- Grease-free, non-marking, castors
- Unit completely autoclavable

APPLICATION



INDUSTRY SECTORS



APPLICATION, USAGE

Recommended for use in small and sterile cleanroom areas

MATERIAL

Stainless steel 1.4301 / AISI 304, polished | castors: thermoplastic polyurethane rubber

CHEMICAL COMPATIBILITY

Can be used in combination with common biocides, detergents and alcohols.

AUTOClave COMPATIBILITY

Autoclavable under 121 °C - 20 min. or 134 °C - 5 min. No guarantee is given for deviating autoclaving parameters.

CUSTOMS TARIFF NUMBER COUNTRY OF ORIGIN

87168000, Federal Republic of Germany






COMPATIBLE ACCESSORIES

PurMop® stainless steel and plastic equipment
PurMop® disposable mops and reusable mops

PurMop®

PREPARE

THE PREPARE WORKFLOW

<p>STEP 1</p> 	<p>ADD REQUIRED MOPS</p> <ul style="list-style-type: none"> - Select required quantity of mops and place them into bucket no. 1 (pockets facing upwards), capacity up to 10 mops
<p>STEP 2</p> 	<p>PREPARE FLUID</p> <ul style="list-style-type: none"> - Fill the required fluid amount into the scaled fluid bucket (bucket no. 2)
<p>STEP 3</p> 	<p>DISTRIBUTE FLUID OVER THE MOPS</p> <ul style="list-style-type: none"> - Place dosage sieve on bucket no. 1 (containing the mops) - Pour the fresh fluid into the dosage sieve - Wait approx. 5 minutes to achieve an even wetting of all mops
<p>STEP 4</p> 	<p>PICKUP PRESATURATED MOPS</p> <ul style="list-style-type: none"> - Presaturated mops can be individually removed from the mop bucket no. 1. - The specially designed mop carrier simplifies picking up the mops without hand contact
<p>STEP 5</p> 	<p>MOP DISCARDING</p> <ul style="list-style-type: none"> - After the wiping process, the used mops are discarded in the empty fluid bucket no. 2 - Therefore cross contamination is avoided through the separation of the fresh and used mops

PurMop®

PREPARE

PREPARE MODELS

PREPARE



- Item No. 2124001
- 2 x 8.5-liter buckets
- Stainless steel dosage sieve
- Stainless steel mop carrier
- Dimensions disassembled: L 53 x W 33 x H 28 cm
- Dimensions assembled: L 53 x W 33 x H 31 cm
- Weight: 8 kg

PREPARE 311



- Item No. 2121301
- Stainless steel trolley
- 2 x 8.5-liter buckets, front
- 1 x prepare unit, front
- 2 x 8.5-liter additional buckets, rear
- Stainless steel dosage sieve
- Stainless steel mop carrier
- Dimensions disassembled: L 48 x W 59 x H 90 cm
- Dimensions assembled: L 58 x W 59 x H 90 cm
- Weight: 18 kg

Simply clever

- No need to turn around or handle mop buckets
- Saturation possible with 1 - 10 mops
- Swift, simple presaturation saves time for small cleanrooms
- Very compact size for easy storing after use

Savings

- up to 75% space
- up to 25% time
- up to 30% disinfectant